
CHEMISTRY**9701/41**

Paper 4 A Level Structured Questions

October/November 2018

MARK SCHEME

Maximum Mark: 100

Published

This mark scheme is published as an aid to teachers and candidates, to indicate the requirements of the examination. It shows the basis on which Examiners were instructed to award marks. It does not indicate the details of the discussions that took place at an Examiners' meeting before marking began, which would have considered the acceptability of alternative answers.

Mark schemes should be read in conjunction with the question paper and the Principal Examiner Report for Teachers.

Cambridge International will not enter into discussions about these mark schemes.

Cambridge International is publishing the mark schemes for the October/November 2018 series for most Cambridge IGCSE™, Cambridge International A and AS Level components and some Cambridge O Level components.

This document consists of **14** printed pages.

PUBLISHED**Generic Marking Principles**

These general marking principles must be applied by all examiners when marking candidate answers. They should be applied alongside the specific content of the mark scheme or generic level descriptors for a question. Each question paper and mark scheme will also comply with these marking principles.

GENERIC MARKING PRINCIPLE 1:

Marks must be awarded in line with:

- the specific content of the mark scheme or the generic level descriptors for the question
- the specific skills defined in the mark scheme or in the generic level descriptors for the question
- the standard of response required by a candidate as exemplified by the standardisation scripts.

GENERIC MARKING PRINCIPLE 2:

Marks awarded are always **whole marks** (not half marks, or other fractions).

GENERIC MARKING PRINCIPLE 3:

Marks must be awarded **positively**:

- marks are awarded for correct/valid answers, as defined in the mark scheme. However, credit is given for valid answers which go beyond the scope of the syllabus and mark scheme, referring to your Team Leader as appropriate
- marks are awarded when candidates clearly demonstrate what they know and can do
- marks are not deducted for errors
- marks are not deducted for omissions
- answers should only be judged on the quality of spelling, punctuation and grammar when these features are specifically assessed by the question as indicated by the mark scheme. The meaning, however, should be unambiguous.

GENERIC MARKING PRINCIPLE 4:

Rules must be applied consistently e.g. in situations where candidates have not followed instructions or in the application of generic level descriptors.

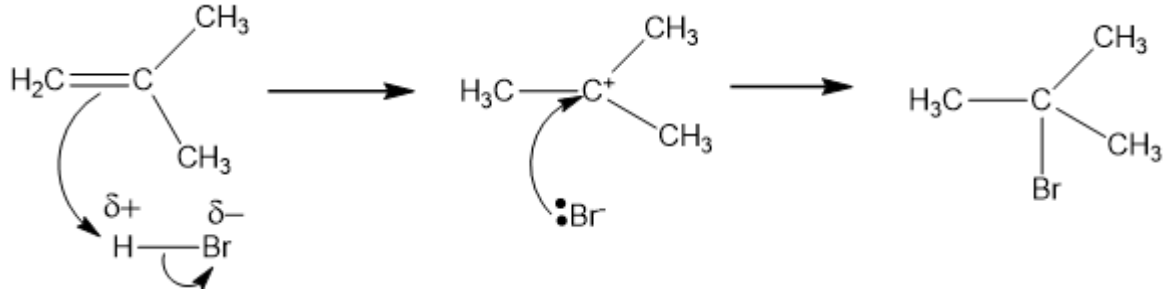
PUBLISHED**GENERIC MARKING PRINCIPLE 5:**

Marks should be awarded using the full range of marks defined in the mark scheme for the question (however; the use of the full mark range may be limited according to the quality of the candidate responses seen).

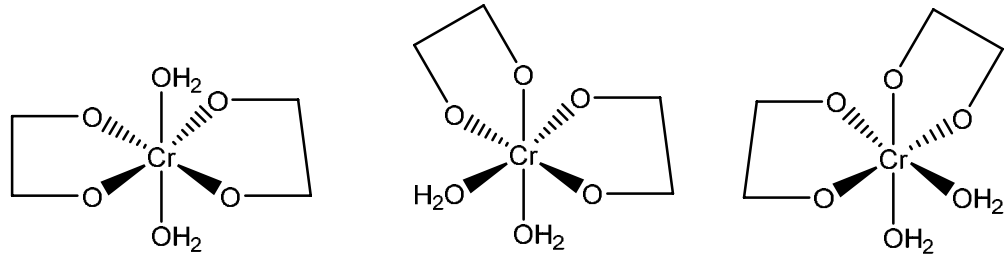
GENERIC MARKING PRINCIPLE 6:

Marks awarded are based solely on the requirements as defined in the mark scheme. Marks should not be awarded with grade thresholds or grade descriptors in mind.

PUBLISHED

Question	Answer			Marks
1(a)(i)	peak	organic compound	explanation	2
X	alkane	London forces only OR no hydrogen bonding		
Y	aldehyde	(Permanent dipole-dipole and London forces)		
Z	carboxylic acid	(contains) hydrogen bonding		
<p>M1 peak assignments [1] M2 explanation of Z OR X [1]</p>				
1(a)(ii)	% of Z = 47/98 = 48%			1
1(b)(i)	³⁷ Cl and ⁸¹ Br			1
1(b)(ii)	<p>M peak CH₂³⁵Cl⁷⁹Br M+2 peak CH₂³⁷Cl⁷⁹Br OR CH₂³⁵Cl⁸¹Br M+4 peak CH₂³⁷Cl⁸¹Br two correct scores 1 mark all 3 correct scores 2 marks</p>			2
1(c)(i)	 <p>M1 correct dipole on HBr AND any correct curly arrow [1] M2 two other correct curly arrows AND lone pair required on Br⁻ [1] M3 intermediate [1]</p>			3

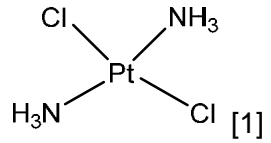
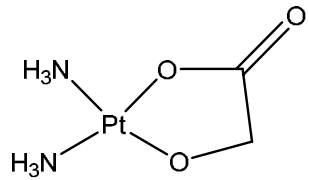
Question	Answer	Marks
1(c)(ii)	(major product is) formed via the most stable tertiary carbocation / intermediate OR tertiary halogenoalkane formed via more stable carbocation / intermediate	1
1(d)(i)	M1 ratio of the concentrations of solute in two (immiscible) solvents [1] M2 at equilibrium [1]	2
1(d)(ii)	$K_{\text{partition}} = (x/10)/(1.25-x/50)$ [1] $4.75(1.25-x) = 5x$ $x = 5.9375/9.75 = \mathbf{0.61 \text{ g}}$ [1] correct answer scores [2]	2

Question	Answer	Marks
2(a)	species that forms dative bond(s) to a (central) metal atom / ion	1
2(b)	 <p>any two structures [1] × 2</p>	2
2(c)(i)	$K_{\text{sp}} = [\text{Ca}^{2+}][\text{C}_2\text{O}_4^{2-}]$ [1] units $\text{mol}^2 \text{dm}^{-6}$ [1]	2
2(c)(ii)	$[\text{Ca}^{2+}] = [\text{C}_2\text{O}_4^{2-}] = 6.65 \times 10^{-3}/128.1 = 5.19 \times 10^{-5} \text{ mol dm}^{-3}$ [1] $K_{\text{sp}} = (5.19 \times 10^{-5})^2 = \mathbf{2.7 \times 10^{-9} \text{ mol}^2 \text{dm}^{-6}}$ [1]	2

PUBLISHED

Question	Answer	Marks														
3(a)	<p>[1] for each column</p> <table border="1" data-bbox="405 320 969 679"> <thead> <tr> <th data-bbox="405 320 591 416" rowspan="2">element</th> <th colspan="2" data-bbox="591 320 969 416">number of unpaired electrons in</th> </tr> <tr> <th data-bbox="591 416 781 483">3d</th> <th data-bbox="781 416 969 483">4s</th> </tr> </thead> <tbody> <tr> <td data-bbox="405 483 591 550">Cr</td> <td data-bbox="591 483 781 550">5</td> <td data-bbox="781 483 969 550">1</td> </tr> <tr> <td data-bbox="405 550 591 617">Mn</td> <td data-bbox="591 550 781 617">5</td> <td data-bbox="781 550 969 617">0</td> </tr> <tr> <td data-bbox="405 617 591 684">Fe</td> <td data-bbox="591 617 781 684">4</td> <td data-bbox="781 617 969 684">0</td> </tr> </tbody> </table>	element	number of unpaired electrons in		3d	4s	Cr	5	1	Mn	5	0	Fe	4	0	2
element	number of unpaired electrons in															
	3d	4s														
Cr	5	1														
Mn	5	0														
Fe	4	0														
3(b)	$2\text{KMnO}_4 \rightarrow \text{K}_2\text{MnO}_4 + \text{O}_2 + \text{MnO}_2$ formulae of K_2MnO_4 and O_2 [1] rest of the equation [1]	2														
3(c)	M1 d orbitals split into two levels / lower and upper orbitals [1] M2 visible light is absorbed and the complementary colour observed [1] M3 electron(s) promoted / excited [1]	3														
3(d)(i)	precipitate A $[\text{Cu}(\text{H}_2\text{O})_4(\text{OH})_2]$ OR $\text{Cu}(\text{OH})_2$ [1] solution B $[\text{Cu}(\text{NH}_3)_4(\text{H}_2\text{O})_2]^{2+}$ [1] solution C $\text{Cu}(\text{CH}_3\text{CO}_2)_2$ [1]	3														
3(d)(ii)	Na_2CO_3 or CO_3^{2-}	1														
3(d)(iii)	$\text{CuCO}_3 + 2\text{CH}_3\text{CO}_2\text{H} \rightarrow \text{Cu}(\text{CH}_3\text{CO}_2)_2 + \text{CO}_2 + \text{H}_2\text{O}$	1														
3(d)(iv)	any two for one mark <ul style="list-style-type: none"> • fizzing / bubbles / effervescence • solid disappears • green / blue solution (formed) 	1														

PUBLISHED

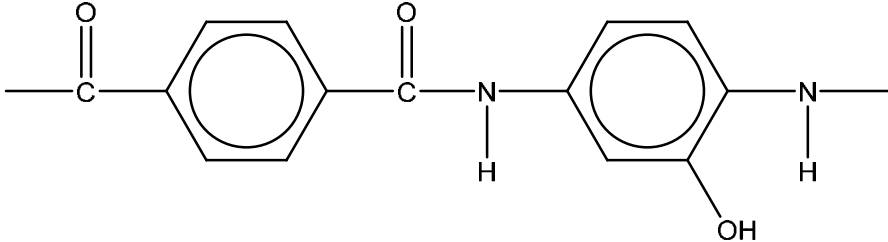
Question	Answer	Marks
3(e)	sum of the charges of the (four) ligands equals the oxidation number / charge of Pt OR a calculation Pt +2, NH ₃ neutral / no charge, both Cl ⁻ 's -1 (so no overall charge)	1
3(f)(i)	 <p>square planar and 180° [1]</p>	2
3(f)(ii)	M1 this can bond / bind with DNA [1] M2 which prevents replication of the DNA / strand OR prevents cell division [1]	2
3(g)		1

Question	Answer	Marks
4(a)	M1 solubility decreases (down the Group) [1] M2 because lattice energy and hydration energy decreases OR lattice energy and hydration energy become less exothermic / more endothermic [1] M3 because hydration energy decreases to a greater extent (than does ΔH_{Latt}) [1]	3
4(b)(i)	$(K_w =) [H^+][OH^-]$	1

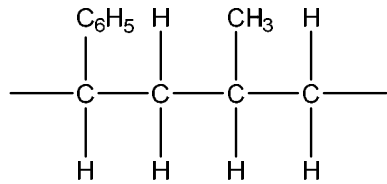
PUBLISHED

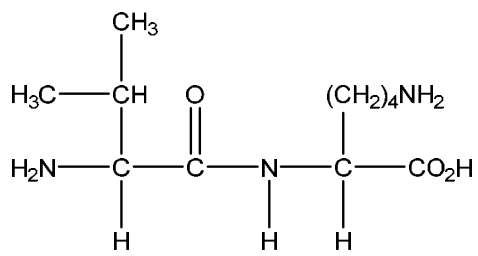
Question	Answer	Marks												
4(b)(ii)	<p>[1] or each correct tick</p> <table border="1" data-bbox="336 276 1238 507"> <tr> <td data-bbox="336 276 647 373">effect of increasing temperature</td> <td data-bbox="647 276 826 373">decreases</td> <td data-bbox="826 276 1068 373">stay the same</td> <td data-bbox="1068 276 1238 373">increase</td> </tr> <tr> <td data-bbox="336 373 647 438">pH</td> <td data-bbox="647 373 826 438">✓</td> <td data-bbox="826 373 1068 438"></td> <td data-bbox="1068 373 1238 438"></td> </tr> <tr> <td data-bbox="336 438 647 507">ratio of [H⁺]:[OH⁻]</td> <td data-bbox="647 438 826 507"></td> <td data-bbox="826 438 1068 507">✓</td> <td data-bbox="1068 438 1238 507"></td> </tr> </table>	effect of increasing temperature	decreases	stay the same	increase	pH	✓			ratio of [H ⁺]:[OH ⁻]		✓		2
effect of increasing temperature	decreases	stay the same	increase											
pH	✓													
ratio of [H ⁺]:[OH ⁻]		✓												
4(c)	<p>[H⁺] = 10^{-13.25} = 5.62 × 10⁻¹⁴ [1] [OH⁻] = K_w/[H⁺] = 1.0 × 10⁻¹⁴/5.62 × 10⁻¹⁴ [OH⁻] = 0.18 (0.178) (mol dm⁻³) [1] ecf correct answer scores [2]</p>	2												
4(d)	<p>HCO₃⁻ + H⁺ → H₂CO₃ OR HCO₃⁻ + H⁺ → CO₂ + H₂O [1] H₂CO₃ + OH⁻ → HCO₃⁻ + H₂O [1]</p>	2												
4(e)(i)	<p>CH₃COOH + H₂O ⇌ CH₃COO⁻ + H₃O⁺ [1] acid + base ⇌ base + acid [1]</p>	2												
4(e)(ii)	<p>M1 moles NaOH = 0.15 × 20/1000 = 0.0030 AND initial moles CH₃COOH = 0.25 × 30/1000 OR 0.0075 [1] M2 equilibrium moles CH₃COOH = 0.0045 AND equilibrium moles CH₃COONa = 0.0030 [1] M3 [CH₃COOH] = 0.0045/0.05 = 0.090 AND [CH₃COONa] = 0.003/0.05 = 0.060 [H⁺] = K_a × [CH₃COOH]/[CH₃COONa] = 2.625 × 10⁻⁵ [1] M4 pH = -log[H⁺] = 4.6 [1] correct answer scores [4]</p>	4												
4(f)(i)	end point = 28 cm ³	1												
4(f)(ii)	<p>M1 reaction M bromothymol (blue) / bromocresol (green) AND reaction N bromothymol (blue) / thymolphthalein [1] M2 (both indicators have) a pH range / colour change within / in end-point / vertical region / sharp fall of the graph [1]</p>	2												

PUBLISHED

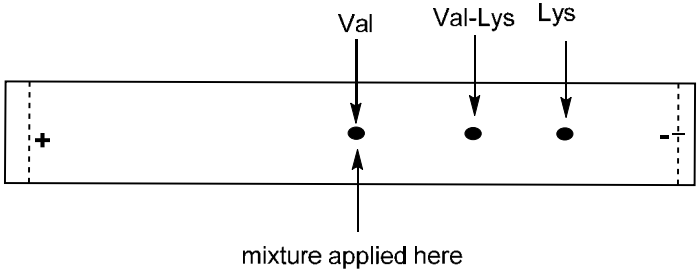
Question	Answer	Marks												
5(a)(i)	<p>[1] for each correct answer</p> <table border="1" data-bbox="336 296 730 493"> <thead> <tr> <th></th> <th>number of peaks</th> </tr> </thead> <tbody> <tr> <td>F</td> <td>3</td> </tr> <tr> <td>G</td> <td>6</td> </tr> </tbody> </table>		number of peaks	F	3	G	6	2						
	number of peaks													
F	3													
G	6													
5(a)(ii)	 <p>one amide bond displayed in full [1]</p> <p>rest of the structure – one repeat unit only [1]</p>	2												
5(b)	<p>[1] for each correct tick</p> <table border="1" data-bbox="336 1013 1391 1211"> <thead> <tr> <th></th> <th>σ-bonds only</th> <th>π-bonds only</th> <th>both σ- and π-bonds</th> </tr> </thead> <tbody> <tr> <td>bonds broken</td> <td></td> <td>✓</td> <td></td> </tr> <tr> <td>bonds formed</td> <td>✓</td> <td></td> <td></td> </tr> </tbody> </table>		σ -bonds only	π -bonds only	both σ - and π -bonds	bonds broken		✓		bonds formed	✓			2
	σ -bonds only	π -bonds only	both σ - and π -bonds											
bonds broken		✓												
bonds formed	✓													

PUBLISHED

Question	Answer	Marks
5(c)	 <p>M1 length of chain with both monomers [1] M2 continuation bonds [1]</p>	2
5(d)(i)	C-C bonds are non-polar / have no dipole so cannot be hydrolysed [1]	1
5(d)(ii)	M1 <u>Hydrolysis</u> using acid / base / alkali / enzymes [1] M2 action of UV light [1]	2

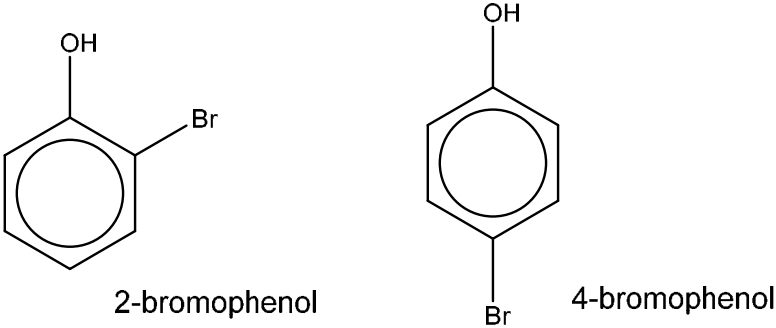
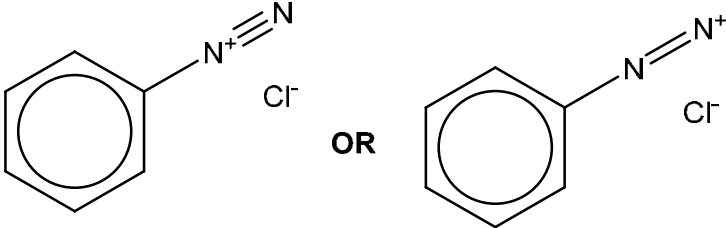
Question	Answer	Marks
6(a)	 <p>M1 amide bond displayed [1] M2 rest of the structure [1]</p>	2

PUBLISHED

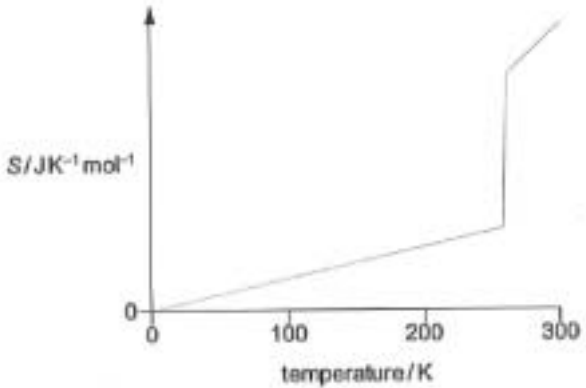
Question	Answer	Marks
6(b)	<div style="text-align: center;">  </div> <p>M1 valine on the cross [1] M2 Val-Lys and Lys on the right of the cross (in any order) [1] M3 relative order of Val-Lys and Lys (on the same side of the cross) [1]</p> <p>Explanation</p> <ul style="list-style-type: none"> Val does not move as it is a zwitterion / neutral (at pH6) OR Lys / Val-Lys move towards negative (pole) as they are positively charged Lys moves the furthest as it has the lowest M_r (with the same positive charge) OR Val-Lys moves the least as it has the largest M_r (with the same positive charge) <p>[1] × 2</p>	5

Question	Answer	Marks
7(a)	<p>M1 C-X / C-Cl / C-O bond is stronger (in chlorobenzene / phenol) [1] M2 p-orbital / lone pair on Cl / O(H) / X (in chlorobenzene / phenol) [1] M3 electrons of the (Cl / O / electronegative atom) AND overlap / delocalise with π-electron cloud / delocalise into ring [1]</p>	3

PUBLISHED

Question	Answer	Marks
7(b)	 <p style="text-align: center;">2-bromophenol 4-bromophenol</p> <p>structure and name correct [1]</p>	2
7(c)(i)	<p>step 1 conc. HNO₃ + H₂SO₄ (and temperare 50–55 °C) [1]</p> <p>step 2 Sn + HCl AND one of conc.HCl + heat [1]</p> <p>step 4 H₂O warm / heat [1]</p>	3
7(c)(ii)	 <p style="text-align: center;">OR</p>	1
7(c)(iii)	step 1 electrophilic substitution	1
7(c)(iv)	$C_6H_5NO_2 + 6[H] \rightarrow C_6H_5NH_2 + 2H_2O$	1

PUBLISHED

Question	Answer	Marks									
8(a)	 <p>M1 continuous increase in S from 0–300 K (excluding m.p.) [1] M2 step vertical increase in S ONLY at the m.p. AND continuous increase in S after m.p. [1]</p>	2									
8(b)	<p>[1] for each correct tick</p> <table border="1" data-bbox="336 842 1108 1046"> <thead> <tr> <th></th> <th>negative ΔS^\ominus</th> <th>positive ΔS^\ominus</th> </tr> </thead> <tbody> <tr> <td>solid dissolving in water</td> <td></td> <td>✓</td> </tr> <tr> <td>water boiling to steam</td> <td></td> <td>✓</td> </tr> </tbody> </table>		negative ΔS^\ominus	positive ΔS^\ominus	solid dissolving in water		✓	water boiling to steam		✓	1
	negative ΔS^\ominus	positive ΔS^\ominus									
solid dissolving in water		✓									
water boiling to steam		✓									
8(c)	$\Delta H^\ominus = (2 \times \text{C=O}) + (3 \times \text{H-H}) - (3 \times \text{C-H}) - (\text{C-O}) - (3 \times \text{O-H})$ $\Delta H^\ominus = (2 \times 805) + (3 \times 436) - (3 \times 410) - (1 \times 360) - (3 \times 460)$ [1] $\Delta H^\ominus = 1610 + 1308 - 1230 - 360 - 1380 = -52 \text{ (kJ mol}^{-1}\text{)}$ [1] ecf correct answer scores [2]	2									
8(d)(i)	$\Delta S^\ominus = 127 + 70 - (214 + 3 \times 131)$ [1] $= -410 \text{ (J K}^{-1}\text{ mol}^{-1}\text{)}$ [1] ecf correct answer scores [2]	2									
8(d)(ii)	$\Delta G^\ominus = \Delta H^\ominus - T\Delta S^\ominus$ [1] $\Delta G^\ominus = -131 - (298 \times -0.41) = -8.8(2) \text{ (kJ mol}^{-1}\text{)}$ [1] correct answer scores [2]	2									

PUBLISHED

Question	Answer	Marks
8(d)(iii)	(as temperature increases) feasibility decreases	1
8(e)(i)	$2\text{CH}_3\text{OH} + 3\text{O}_2 \rightleftharpoons 2\text{CO}_2 + 4\text{H}_2\text{O}$ OR $2\text{CH}_3\text{OH} + 3\text{O}_2 \rightleftharpoons 2\text{CO}_2 + 4\text{H}^+ + 4\text{OH}^-$	1
8(e)(ii)	$E^\ominus_{\text{cell}} = 1.23 - 0.02 = \mathbf{1.21\text{ V}}$	1